

If you have any questions, please contact me at [jamie@teachmommyteach.com](mailto:jamie@teachmommyteach.com)

Thank you for downloading!

You May:

- use these resources in your own home or classroom for non-commercial use.
- print as many copies as you would like.
- share the website link, <https://teachmommyteach.com/>, where this printable can be found, so that others can download the file.

You May NOT:

- sell, give away, or share a printed copy. Each person should download separately and print.
- print out a copy for multiple teachers, as in an entire school, co-op, or other group. Each teacher should download separately and print.
- link directly to the pdf. Instead, link to the page on <https://teachmommyteach.com/> or <https://teacherspayteacher.com/> where you found the download.
- claim this or any part of this printable as your own.
- alter this printable and claim it as your own.
- host any of the files on your personal or other websites that can be shared with others.
- Upload this resource to any file sharing sites

Credits!! Thank you Speaking of Images and Open Clipart!



<https://www.teacherspayteachers.com/Store/Speaking-Of-Images>



<https://openclipart.org/>

# Sight Words First Grade

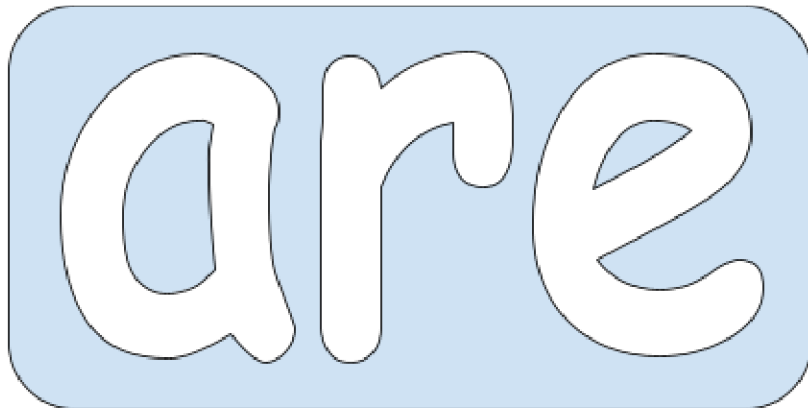
## Book 11: Plums

### Pre-Reading Worksheets

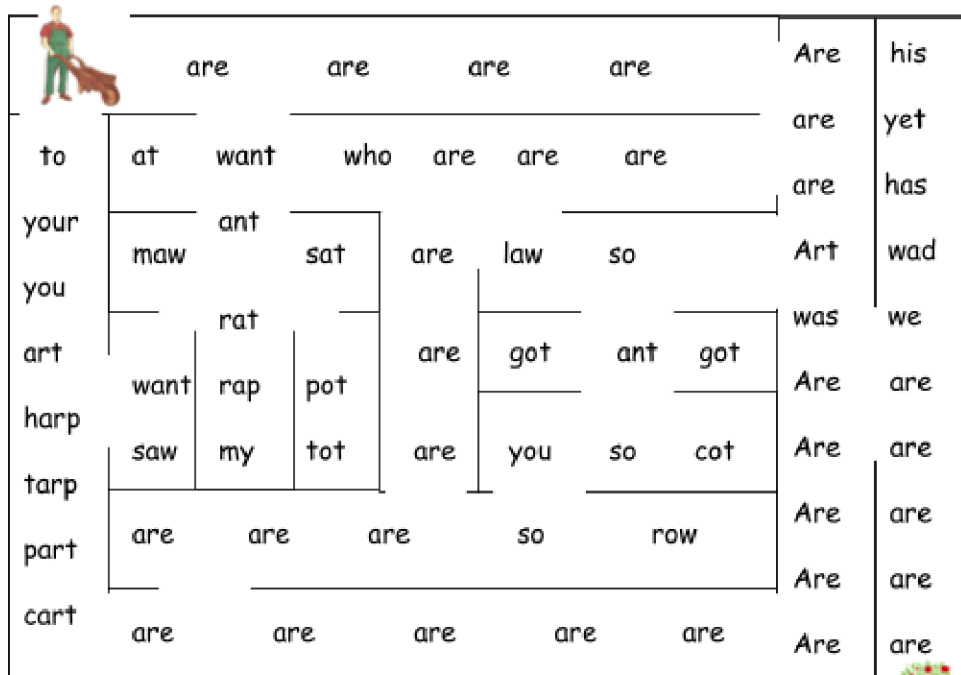
Your child will practice the high-frequency words *are, good, now,* and *for*. Your child will also practice *CVC* words, blends, the *ee* digraph, the *ar* digraph, and the *ai* digraph.

Name: \_\_\_\_\_

Let's practice the sight word **are**. This word begins with the **ar sound**. Practice saying the **ar sound**. Circle the **AR** in the word **are**. **Are** ends with a silent e. Draw an X over the e in the word **are**. Practice reading the word **are**.




Let's practice the sight word **are**. Help the farmer pick his apples by following the word **are** through the maze.



Name: \_\_\_\_\_

Let's practice the sight word **good**. This word begins with the **g sound**, then the **oo sound**, and ends with the **d sound**. Practice reading the word **good**. Use the picture of the mouth saying the **oo sound** as a reference.



Let's practice the sight word **good**. Help the apples find the pie by following the word **good** through the maze.


	get	are	got	get	Are	his	
good	at	want	who	gift	get	are	yet
good	maw	ant	sat	good	good	good	has
good	want	rat	pot	good	got	ant	wad
good	saw	my	tot	good	you	so	we
good	good	good	good	so	row	Gal	good
good	good	are	game	food	are	gal	good
						got	good



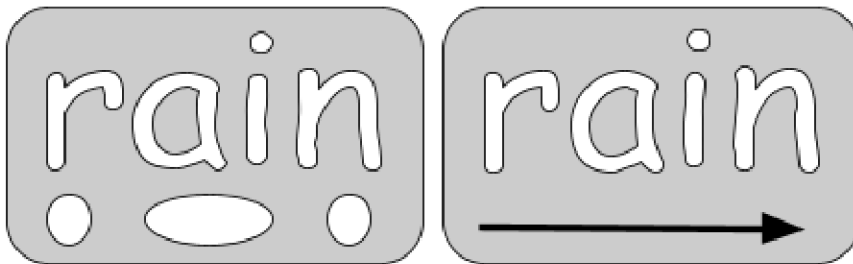


Name: \_\_\_\_\_

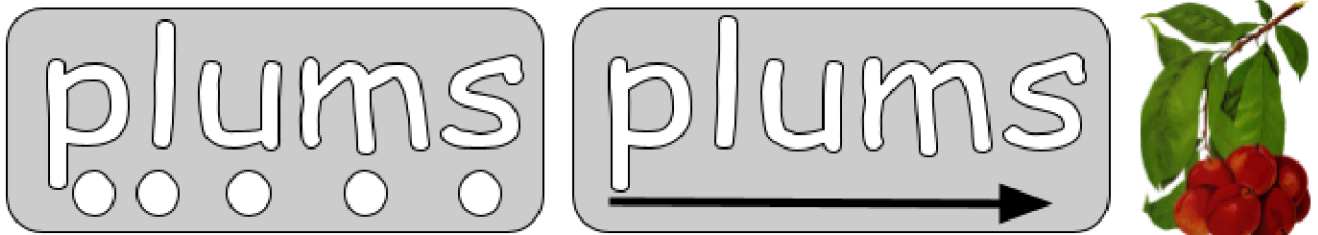
The letters **AI** sometimes represent the **long a sound**. Practice saying the **long a sound**. Use the picture of the mouth below as a reference.



Touch each dot and say the sound the letter(s) represent. When you touch the AI that represents the **long a sound**, cross off the i and circle the a to help you remember to say the **long a sound**. Then, touching the arrow, put the sounds together to sound out the word.



Touch each dot and say the sound the letter(s) represent. Then, touching the arrow, put the sounds together to sound out the word.

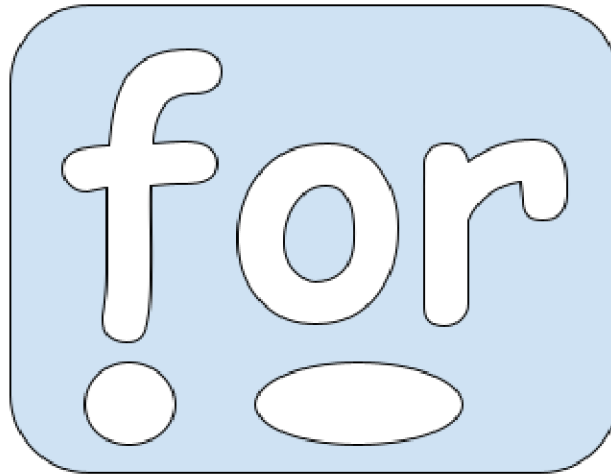
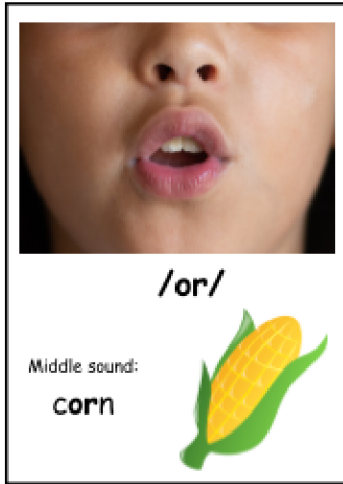


Have a grown-up help you read the following questions. Then answer the questions.

Do you like to eat plums? \_\_\_\_\_ Do you like to play in the rain? \_\_\_\_\_

Name: \_\_\_\_\_

Let's practice **or** sound. Say the **or** sound. Then sound out the word.



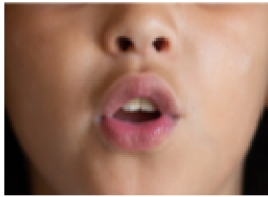
Let's practice the **ar** sound. Say the **ar** sound. Then sound out the word.



Name: \_\_\_\_\_

Match the words to the correct digraph.

OR



/or/

Middle sound:  
corn



AR




/ar/

Ending sound:  
star



OW



/ow/

Ending sound:  
cow



OO



/oo/

Middle sound:  
book



good	are	for
now	hard	look




# Sight Words First Grade Book 11: Plums

## Extra Practice Post-Reading Worksheets

Name: \_\_\_\_\_

Read the following paragraph.

Plums are good for you! Plums help you to not get sick. If you play in the rain, you can get sick, so eat a plum now!



# Sight Words First Grade

## Book 11: Plums

# Answers



## Pre-Reading Worksheets

Your child will practice the high-frequency words *are, good, now,* and *for*. Your child will also practice *CVC* words, blends, the *ee* digraph, the *ar* digraph, and the *ai* digraph.



Name: **Answers**

Let's practice the sight word **good**. This word begins with the **g sound**, then the **oo sound**, and ends with the **d sound**. Practice reading the word **good**. Use the picture of the mouth saying the **oo sound** as a reference.



Let's practice the sight word **good**. Help the apples find the pie by following the word **good** through the maze.


			get	are	got	get	Are	his
good	at	want	who	gift	get	are	are	yet
good	ant					are	are	has
good	maw	sat	good	good	good	good	good	wad
good	rat					good	good	we
good	want	rap	pot	good	got	ant	got	good
good	saw	my	tot	good	you	so	cot	Gal
good	good	good	good		so	row		get
good	good	are	game	food	are	got	gal	good
								got



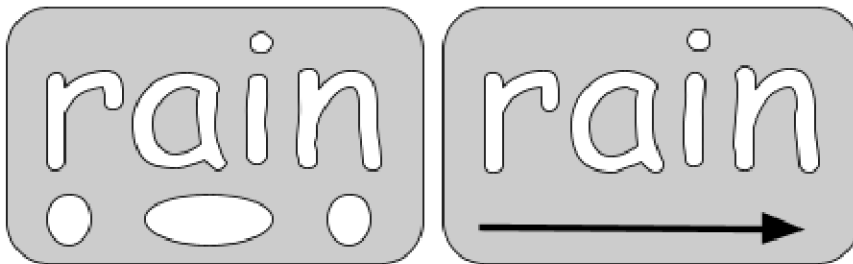
# Answers

Name: \_\_\_\_\_

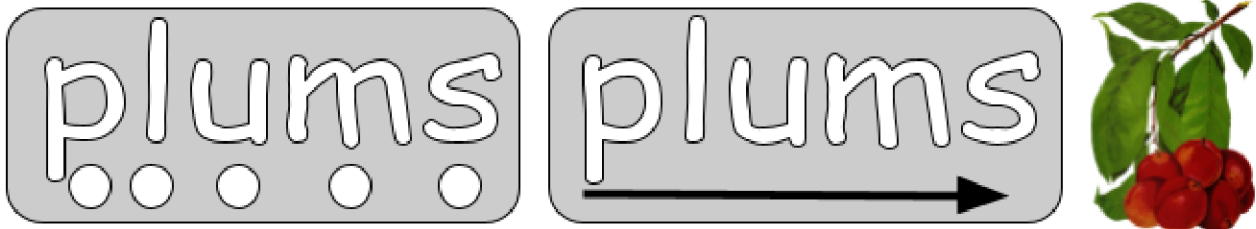
The letters **AI** sometimes represent the **long a sound**. Practice saying the **long a sound**. Use the picture of the mouth below as a reference.



Touch each dot and say the sound the letter(s) represent. When you touch the AI that represents the **long a sound**, cross off the i and circle the a to help you remember to say the **long a sound**. Then, touching the arrow, put the sounds together to sound out the word.



Touch each dot and say the sound the letter(s) represent. Then, touching the arrow, put the sounds together to sound out the word.



Have a grown-up help you read the following questions. Then answer the questions.

Do you like to eat plums? \_\_\_\_\_ Do you like to play in the rain? \_\_\_\_\_

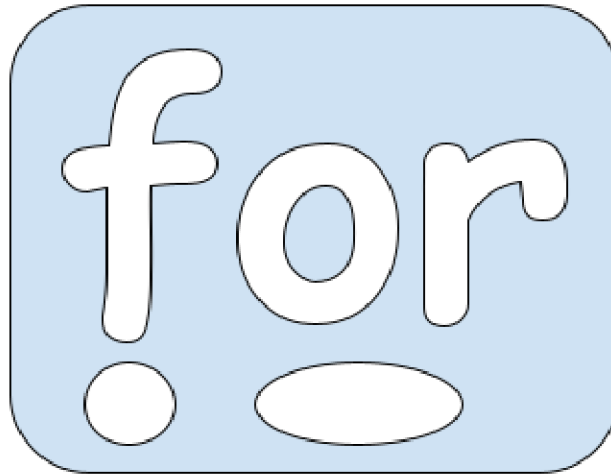

**Answers vary for both questions.**

Name: Answers

Let's practice **or** sound. Say the **or** sound. Then sound out the word.



**/or/**  
Middle sound:  
**corn**



Let's practice the **ar** sound. Say the **ar** sound. Then sound out the word.



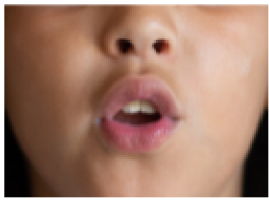







**/ar/**  
Ending sound:  
**star**





Name:            **Answers**

Match the words to the correct digraph.

OR	AR	OW	OO
 <b>/or/</b> Middle sound: <b>corn</b> 	 <b>/ar/</b> Ending sound: <b>star</b> 	 <b>/ow/</b> Ending sound: <b>cow</b> 	 <b>/oo/</b> Middle sound: <b>book</b> 

good	are	for
now	hard	look

Sight Words First Grade

Book 11: Plums

**Answers**

Extra Practice

Post-Reading Worksheets

# Answers

Name: \_\_\_\_\_

Read the following paragraph.

Plums are good for you! Plums help you to not get sick. If you play in the rain, you can get sick, so eat a plum now!

